


Webasto BlueCool Premium Air Handlers

Compact air handlers:

Model	Air Flow	Amp draw (Running Watts)	Ø hose ring	Net weight	Ø chilled water hose (mm)	Performance	Dimensions (H x L x W)	Part No. 230 V	Part No. 115 V
AH-CO05	275 m³/h 165 cfm	0.35 (80)	100 mm 3.9 inch	5 kg 11 lbs	16	4,500 BTU/h 1.3 kW	265 x 340 x 260 mm 10.4 x 13.4 x 10.2 inch	WBCL000744XX0B	WBCL006300000B
AH-CO06	275 m³/h 165 cfm	0.35 (80)	100 mm 3.9 inch	7.5 kg 16.5 lbs	16	6,000 BTU/h 1.7 kW	265 x 400 x 260 mm 10.4 x 15.7 x 10.2 inch	WBCL000745XX0B	WBCL006301000B
AH-CO09	430 m³/h 253 cfm	0.57 (130)	100 mm 3.9 inch	9 kg 20 lbs	16	9,000 BTU/h 2.6 kW	295 x 430 x 300 mm 11.6 x 17 x 11.8 inch	WBCL000746XX0B	WBCL006302000B
AH-CO12	500 m³/h 300 cfm	0.65 (150)	125 mm 4.9 inch	9.5 kg 21 lbs	16	12,000 BTU/h 3.5 kW	345 x 430 x 300 mm 13.6 x 16.9 x 11.8 inch	WBCL000747XX0B	WBCL006303000B
AH-CO16	625 m³/h 368 cfm	0.67 (200)	125 mm 4.9 inch	12.5 kg 27.5 lbs	16	16,000 BTU/h 4.6 kW	345 x 505 x 300 mm 13.6 x 19.9 x 11.8 inch	WBCL000748XX0B	WBCL006304000B
AH-CO20	625 m³/h 368 cfm	0.67 (200)	125 mm 4.9 inch	14 kg 31 lbs	20	20,000 BTU/h 5.6 kW	405 x 505 x 300 mm 15.9 x 19.5 x 11.8 inch	WBCL000790XX0B	WBCL006305000B
AH-CO24	2 x 500 m³/h 2 x 300 cfm	0.87 (300)	2 x 125 mm 2 x 4.9 inch	25 kg 55 lb	20	24,000 BTU/h 7 kW	405 x 550 x 300 mm 15.9 x 21.7 x 11.8 inch	WBCL000329XX0B	WBCL006306000B
AH-CO30	2 x 550 m³/h 2 x 324 cfm	1.3 (400)	2 x 125 mm 2 x 4.9 inch	24 kg 53 lb	20	30,000 BTU/h 8.8 kW	405 x 650 x 320 mm 15.9 x 25.6 x 12.6 inch	WBCL000330XX0B	
AH-CO48	2 x 900 m³/h 2 x 530 cfm	2.7 (620)	2 x 125 mm 2 x 4.9 inch	40 kg 88 lbs	20	48,000 BTU/h 14 kW	450 x 960 x 350 mm 17.7 x 37.8 x 13.8 inch	WBCL000789XX0B	



New: All air handlers now with insulated condensation trays!

Note: All Webasto air handlers are optionally available with electric heating elements for superior heating performance independent from chiller unit.


Electric heating capacities are:

Cooling Capacity	Electric heating capacity
4.000 – 6.000 BTU/h	500 W
9.000 – 12.000 BTU/h	1000 W
16.000 – 20.000 BTU/h	1.500 W
24.000 – 30.000 BTU/h	2.250 W
48.000 BTU/h	4.000 W

Webasto BlueCool Premium Air Handlers


Cross flow air handlers /H:

Model	Air Flow	Amp draw (Running Watts)	air output dimensions		Net weight	Ø chilled water hose (mm)	Performance	Dimensions (H x L x W)	Part No. 230 V	Part No. 115 V
			height	length						
AH-TH04	150 m³/h 88 cfm	0.13 (30)	40 mm 1.6 inch	180 mm 7.1 inch	5 kg 11 lbs	16	4,000 BTU/h 1.1 kW	170 x 305 x 405 mm 6.7 x 12 x 15.9 inch	WBCL000750XXXB	WBCL00631300XB
AH-TH06	190 m³/h 112 cfm	0.17 (40)	40 mm 1.6 inch	240 mm 9.4 inch	7 kg 15.5 lbs	16	6,000 BTU/h 1.7 kW	170 x 360 x 405 mm 6.7 x 14.2 x 15.9 inch	WBCL000752XXXB	WBCL00631200XB
AH-TH09	250 m³/h 147 cfm	0.2 (46)	40 mm 1.6 inch	302 mm 11.9 inch	8 kg 18 lbs	16	9,000 BTU/h 2.6 kW	170 x 420 x 440 mm 6.7 x 16.5 x 17.3 inch	WBCL000753XXXB	WBCL00631100XB
AH-TH12	250 m³/h 147 cfm	0.2 (46)	40 mm 1.6 inch	302 mm 11.9 inch	9 kg 20 lbs	16	12,000 BTU/h 3.5 kW	170 x 420 x 495 mm 6.7 x 16.5 x 19.5 inch	WBCL000765XXXB	WBCL00631000XB



Cross flow air handlers /V:

Model	Air Flow	Amp draw (Running Watts)	air output dimensions		Net weight	Ø chilled water hose (mm)	Performance	Dimensions (H x L x W)	Part No. 230 V	Part No. 115 V
			height	length						
AH-TV04	150 m³/h 88 cfm	0.13 (30)	180 mm 7.1 inch	40 mm 1.6 inch	5 kg 11 lbs	16	4,000 BTU/h 1.1 kW	410 x 305 x 150 mm 16.1 x 12 x 5.9 inch	WBCL000760XXXB	WBCL00635400XB
AH-TV06	190 m³/h 112 cfm	0.17 (40)	240 mm 9.4 inch	40 mm 1.6 inch	7 kg 16.5 lbs	16	6,000 BTU/h 1.7 kW	410 x 360 x 150 mm 16.1 x 14.2 x 5.6 inch	WBCL000762XXXB	WBCL00635500XB
AH-TV09	250 m³/h 147 cfm	0.2 (46)	302 mm 11.9 inch	40 mm 1.6 inch	8.5 kg 19 lbs	16	9,000 BTU/h 2.6 kW	440 x 410 x 155 mm 17.3 x 16.1 x 6.1 inch	WBCL000763XXXB	WBCL00635600XB
AH-TV12	250 m³/h 147 cfm	0.2 (46)	302 mm 11.9 inch	40 mm 1.6 inch	9.5 kg 21 lbs	16	12,000 BTU/h 3.5 kW	480 x 410 x 155 mm 18.9 x 16.1 x 6.1 inch	WBCL000766XXXB	WBCL00635700XB






SlimLine /V air handlers:


Model	Air Flow	Amp draw (Running Watts)	Ø hose ring	Net weight	Ø chilled water hose (mm)	Performance	Dimensions (H x L x W)	Part No. 230 V	Part No. 115 V
AH-SV05	275 m³/h 165 cfm	0.35 (80)	100 mm 3.9 inch	6.5 kg 14.5 lbs	16	4,500 BTU/h 1.3 kW	465 x 300 x 145 mm 18.3 x 11.8 x 5.7 inch	WBCL000740XX0B	WBCL006350000B
AH-SV06	275 m³/h 165 cfm	0.35 (80)	100 mm 3.9 inch	8 kg 18 lbs	16	6,000 BTU/h 1.7 kW	465 x 355 x 145 mm 18.3 x 14 x 5.7 inch	WBCL000741XX0B	WBCL006351000B
AH-SV09	430 m³/h 253 cfm	0.57 (130)	100 mm 3.9 inch	10 kg 22 lbs	16	9,000 BTU/h 2.6 kW	550 x 410 x 155 mm 21.7 x 16.1 x 6.1 inch	WBCL000742XX0B	WBCL006352000B
AH-SV12	500 m³/h 300 cfm	0.65 (150)	125 mm 4.9 inch	11 kg 24.5 lbs	16	12,000 BTU/h 3.5 kW	615 x 410 x 155 mm 24.2 x 16.1 x 6.1 inch	WBCL000743XX0B	WBCL006353000B
AH-SV16	625 m³/h 368 cfm	0.87 (200)	125 mm 4.9 inch	15 kg 33 lbs	16	16,000 BTU/h 4.6 kW	620 x 470 x 165 mm 24.4 x 18.5 x 6.5 inch	WBCL000791XX0B	WBCL006360000B
AH-SV20	625 m³/h 368 cfm	0.87 (200)	125 mm 4.9 inch	16 kg 35.5 lbs	20	20,000 BTU/h 5.6 kW	670 x 470 x 165 mm 26.4 x 18.5 x 6.5 inch	WBCL000792XX0B	WBCL006361000B
AH-SV24	2 x 500 m³/h 2 x 300 cfm	1.3 (300)	2 x 125 mm 2 x 4.9 inch	30 kg 66 lbs	20	24,000 BTU/h 7 kW	710 x 570 x 215 mm 28 x 22.4 x 8.5 inch	WBCL000793XX0B	WBCL006362000B

SlimLine /H air handlers:

Model	Air Flow	Amp draw (Running Watts)	Ø hose ring	Net weight	Ø chilled water hose (mm)	Performance	Dimensions (H x L x W)	Part No. 230 V	Part No. 115 V
AH-SH05	275 m³/h 165 cfm	0.35 (80)	100 mm 3.9 inch	7 kg 15.5 lbs	16	4,500 BTU/h 1.3 kW	170 x 305 x 470 mm 6.7 x 12 x 18.5 inch	WBCL000950XX0B	WBCL006370000B
AH-SH06	275 m³/h 165 cfm	0.35 (80)	100 mm 3.9 inch	8 kg 18 lbs	16	6,000 BTU/h 1.7 kW	170 x 360 x 470 mm 6.7 x 14.2 x 18.5 inch	WBCL000951XX0B	WBCL006371000B
AH-SH09	430 m³/h 253 cfm	0.57 (130)	100 mm 3.9 inch	10 kg 22 lbs	16	9,000 BTU/h 2.6 kW	170 x 410 x 560 mm 6.7 x 16.1 x 22 inch	WBCL000952XX0B	WBCL006372000B
AH-SH12	500 m³/h 300 cfm	0.65 (150)	125 mm 4.9 inch	11 kg 24.5 lbs	16	12,000 BTU/h 3.5 kW	170 x 410 x 625 mm 6.7 x 16.1 x 24.6 inch	WBCL000953XX0B	WBCL006373000B
AH-SH16	625 m³/h 368 cfm	0.87 (200)	125 mm 4.9 inch	15 kg 33 lbs	16	16,000 BTU/h 4.6 kW	185 x 470 x 635 mm 7.3 x 18.5 x 25 inch	WBCL000954XX0B	WBCL006374000B
AH-SH20	625 m³/h 368 cfm	0.87 (200)	125 mm 4.9 inch	16 kg 35.5 lbs	20	20,000 BTU/h 5.6 kW	185 x 470 x 680 mm 7.3 x 18.5 x 26.8 inch	WBCL000955XX0B	WBCL006375000B
AH-SH24	2 x 500 m³/h 2 x 300 cfm	1.3 (300)	2 x 125 mm 2 x 4.9 inch	30 kg 66 lbs	20	24,000 BTU/h 7 kW	200 x 570 x 730 mm 7.9 x 22.4 x 28.7 inch	WBCL000956XX0B	WBCL006376000B



SlimLine/V



SlimLine/H (top view)

Webasto BlueCool Premium Air Handler

Additional components

Description	Order No.
(1) Remote bleeder kit Adaptor kit for easy bleeding of the air handler	WBCL010125B
(2) Electronic silencer: to be mounted afterwards for significant reduction of noise impact suitable for 4.5 to 6,000 BTU/h	WBCL010160A
(2) Electronic silencer: to be mounted afterwards for significant reduction of noise impact suitable for 9 to 12,000 BTU/h	WBCL010161A
(2) Electronic silencer: to be mounted afterwards for significant reduction of noise impact suitable for 16 to 24,000 BTU/h	WBCL010162A



(1)




(2)

The electronic silencer

- Significant reduction of blower noise, making the air handler more silent than a whisper
- Works with all our air handler models due to a simple integration into the power supply
- Easy to install and retrofit as an upgrade
- Allows fine-tuning of installed applications where necessary
- Further noise reduction can be obtained by using our new extra-silent air ducting

[See page 103](#)



Webasto offers the widest range of air handlers with plenty of options.

For clear identification when ordering, please use the following codification:

WBCL000752 X X X B

Identifies 3-way valve option*

0 = without valve
1 = with valve

Example:

WBCL000752000 = standard unit

WBCL000752100 =
unit with 3-way valve mounted

Identifies electric heating option*

0 = without heating
1 = with heating

Example:

WBCL000752010 = unit equipped
with electric heating element

WBCL000752110 =
unit equipped with 3-way valve and
electric heating element

Identifies blower position option
for Cross Flow models

0 = standard position
1 = lateral position

Example:

WBCL000752001 = unit with blower
in lateral position

WBCL000752111 = unit equipped with
3-way valve, electric heating element and
blower in lateral position

* Only available for 230 V air handler versions